

EXPEDITION DOSSIER


ISLAND PEAK – IMJA TSE (6189m)

23 DAYS

CODE XPD04

GRADE - ALPINE

ITINERARY – COSTS – INCLUSIONS



**FOR ANY MORE DETAILS OF EXPEDITIONS IN NEPAL, BHUTAN,
INDONESIA AND PAPUA NEW GUINEA CALL US ON (03) 9598 8581
OR SEE OUR WEBSITE AT WWW.NORROADS.COM.AU**

EXPEDITION OVERVIEW

This is the most popular trekking peak in Nepal. From Dingboche the mountain is seen as an island in a sea of ice. The summit is interesting and attractive with a highly glaciated west face rising from the Lhotse Glacier. The mountain itself is the extension of the South Ridge of Lhotse Shar separated by a small col. The ridge rising to the south from this point leads to the summit of Island Peak. The extension of this ridge descending south-west is the part of the normal route of ascent and leads to the South Summit. Imja Tse not only provides an enjoyable climb but also provides some of the most spectacular scenery of Himalayas in the Khumbu region. Seen from the summit the giant mountains, Nuptse (7,879m), Lhotse (8,501m), Lhotse Middle Peak (8,410m) and Lhotse Shar (8,383m) make a semi circle in the north. The views of Makalu (8475m) in the east, Baruntse and Amadablam in the south add more charm for climbing Island Peak.

ROUTES

South East Flank and South West Ridge

Normally, the base camp is set at Pareschaya Gyab (5,087m), between Imja Tse and the lateral moraine of the Imja Glacier. It should not be forgotten that the place is more likely for avalanche in the event of heavy snow fall. From the base camp, a well acclimatized party in good conditions can make the summit and return to the base camp in a day. However, most of the climbers prefer establishing a High-Camp which helps a safe ascent. From the base camp the route skirts south east around and base of Imja Tse and climbs steep grassy slopes and small rocky steps. We scramble up on open gully which leads between two ridges to the site of high

camp on the left-hand ridge below and to the right of a small hanging glacier (5,280m). From the high camp, the left hand ridge scramble across the broad open gully. After crossing a gully, a steep snow and ice ramp leads upward for nearly 100 meters to the summit ridge. Climbing near the summit is a little difficult due to steep climbing. In recent times the snow slopes below the summit has developed some large crevasses making the final ascent to the top difficult.

North Ridge Line

First ascent was in 1958 by Alf Gregory, Dick Cook and two Sherpas. North of the main summit the ridge continues to a col (5,700m). The route climbs the ridge from the col, which is reached by following the true right bank of the Imja Glacier and later the moraines on the right bank of the Lhotse Sar Glacier, before climbing north-west over snowy slopes to the col. On the first ascent, a camp was placed on the col. From the col, follow the ridge which is a magnificent snow arête, due south. This steepens for the final summit pyramid. This is a long ridge that would be difficult under soft snow conditions and may under other conditions have a marked cornice. The climb is a little more difficult than the normal route, and is graded alpine PD+.

ITINERARY

Day 01 Arrival in Kathamand /
Welcome dinner / O/n at hotel

Day 02 Morning Guided Cultural Tour
/ Preparation for the trek

Day 03 Fly to Lukla and Trek to Manjo
(2850m) O/n at teahouse



Day 04 Treks to Namche (3440m)

Day 05 Acclimatization rest day

Day 06 Trek and visit to famed Thyanboche monastery (3870m)

Day 07 Trek to Dingboche (4360m)

Day 08 Rest / Explore



Day 09 Trek to Lobuche (4930m)

Day 10 Trek to Kala Pattar (5545m) and O/n at Gorek Shep (5288m)

Day 11 Exploration to Everest Base Camp (5360m) and treks to Lobuche

6 Day Climbing Portion

Day 12 Trek to Chukung

Day 13 Trek to Island peak base camp (5087m) (Camping)

Day 14 Rest in Base camp

Day 15 Set up / Climb Island peak High Camp (5465m)

Day 16 Summit the Island peak (6189m) and trek back to Chukung (4730m)

Day 17 One Extra day to summit the peak in case of bad weather.

Day 18 Trek to Thayneboche (3870m) Teahouse

Day 19 Trek to Manjo (2850m)

Day 20 Trek to Lukla (2800m)

Day 21 Fly to Kathamandu

Day 22 In Kathamandu

Day 23 Departure

INCLUSIONS

- Arrival & Departure transfers on both domestic and international flights
- **4 Star Hotel Accommodation** in Kathmandu on a twin share bed- and-breakfast basis for the nights as listed in itinerary.
- Full board meals on tented camping expedition or Teahouse trek.
- Accommodation on tented camp or Teahouses as listed in itinerary.
- Welcome dinner with ethno-cultural program as listed in the itinerary.
- **Half day guided city tour** as listed in itinerary.
- All **Domestic flights** and airport tax as listed in the itinerary as applicable.
- Private transportation to and from the starting and ending points of the trek.
- Peak Climbing Permit Royalty and other government tax.
- **Personal and Group Climbing gear** including climbing rope, ice axe, zoomer, harness, figure of eight, carabineer etc
- All camping equipment - 2-person member tent, **dinning tent, kitchen tent, staff & porter tent, toilet tent with commode, dining table with backrest chair**
- Free use of quality trekking gear - **sleeping bag, fleece inner liner,**



insulated mat, down jacket, duffel bag etc during the trip.

- **Portable Altitude Chamber (PAC) / Gamow Bag** (A life saving device in case of Acute Mountain Sickness) along with the comprehensive First Aid Kit.
- Professional local trekking group leader well trained in Wilderness First Aid
- **Well-experienced Climbing guide** with all his allowance and expenses.
- Trekking Cook, guides and other support staff.
- Porters to carry all personal gear and group equipment.
- Insurance of all staff including porters.
- **Warm clothing and other required trekking gear for porters** like Cortex jacket & trousers, trekking shoes / boots, sleeping bag / blanket, woolen hat, woolen gloves, woolen socks, sun glasses etc.
- Peak climbing certificate to the successful climbers.
- Comprehensive pre-departure information and trip dossiers.
- **Trekking permit, national park / conservation entry fees.**

EXCLUSIONS

- Personal insurance
- Personal Climbing Gear (Climbing boots and crampons needed)
- Bottled drink (these are personally purchased)
- Meals in Kathmandu
- Visa for Nepal

EXPEDITION DATES

For the latest dates please check our website. www.noroads.com.au

PRICE

XPD004 \$3499 ex Kathmandu 23 day full expedition

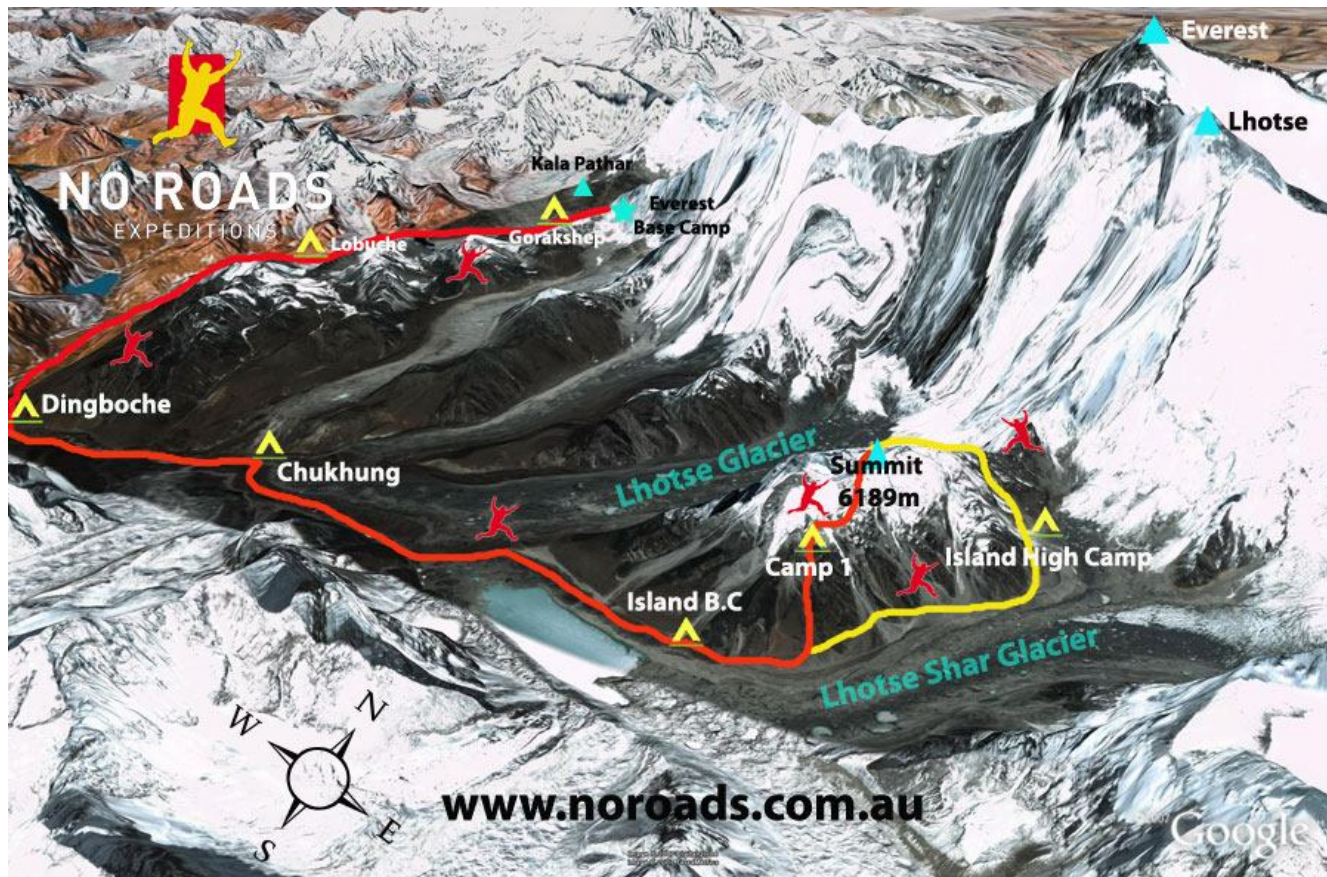
PRIVATE EXPEDITIONS

We are able to organize private expeditions for those that want familiar people to join them or our scheduled departures don't suit. We are also able to organize personalized itineraries. Depending on the number of people in your group, private expeditions can be cheaper than scheduled departures so ask us if you would like to organize something special for yourself.

SUPPORTING LOCAL COMMUNITIES

We support a primary school in the Gorkha District and we also distribute free first aid and medicines 2 times a year in the village where the school is located. We also adhere to guidelines that protect the porter's interests such as insuring them from injury.





PRE DEPARTURE INFORMATION

Once your expedition is confirmed we will send you detailed Pre Departure Information which includes a list of recommended clothing and personal equipment, along with many other relevant information to help you prepare for your trip. Prior to the trip departure from Kathmandu, you will attend a detailed trip briefing and orientation meeting to make sure that you are well prepared for your river trip and trek.

INTERNATIONAL AIR SEATS IN NEPAL

Have you made your air reservation yet? Please note that space on flights in and out of Nepal is very tight, especially during the tourist seasons. Therefore, we would like to suggest that you work on your dates for your flights AS SOON AS POSSIBLE and send us a request for your air seats. We can help you with dates for treks, raft trips and other services that you need so that you can make your decision.

DOMESTIC FLIGHTS

All domestic flights in Nepal are operated using small planes seating 15 to 20 people. There are only a few flights to each destination every day. During the busy trekking/tourist season these flights get full very fast. To improve your chances of getting on these flights it is best to confirm your trips as early as possible. The sooner we get trip confirmation, the better your chances.

NEPAL TOURIST VISA

Nepal Visa is readily available on arrival at the International Airport in Kathmandu (or any other land entry points to Nepal).

Single Entry Visa: US\$30 per visa (valid for 60 days)

Multiple Entry Visa: US\$80 per visa (valid for 150 days).

Please bring exact change if possible. 2 passport photos will be required. (Nepal Visas are also available in all Nepalese Embassies and Consulates)

located in several countries and cities around the world.)

INFORMATION AND SUPPORT

If you have any comments, questions or want more information, please let us know. We are here to support you with all information to help you prepare for your travels to the Himalayas.

WHAT ARE THE TREKKING PEAKS?

The "Trekking Peaks" of Nepal gives hobby-climbers an opportunity to tackle a high Himalayan peak without having to organize a major expedition. Although these peaks are lower than their more famous cousins - the 8000 meter peaks - many of the climbs are no less demanding and adventurous in nature.



These Trekking Peak climbing trips offer a chance to climb a Himalayan summit and, a taste of being in the 'white wilderness,' without burning a big hole in your pocket! The Trekking Peak climbing trips we offer are run in the popular trekking areas with relatively easy access to the mountains. Most of these trips can be completed within a short period of time. For instance Naya Khang in the Langtang valley can be completed in less than twenty days with plenty of time allocated for acclimatization. If you have an urge to trek in some of the most beautiful places in Nepal, interact and make friends with the local people without having to sleep in a cold and lonely tent, Lodge Trekking is just the thing for you. Make sure you are with No Roads Expeditions and we

will make sure that you have a memorable time without having to spend a small fortune.

Whereas on the Pisang & Chulu trip, you can 'bag' two summits in under one month with an itinerary that also takes you on the famous Annapurna Circuit trek. In the Everest region the popular peaks are Mera Peak in the remote Hinku Valley, Island Peak, Khongm-tse, and Lobuche peaks near the Everest Base Camp area.

Though most of these climbs require little or no previous mountaineering experience, it is essential that participants are in excellent physical condition and have some outdoor background. Knowledge of use of ice-axe, crampons and ropes will come in handy.

Before the actual climb begins we will teach you the basics of handling ropes and other climbing devices including safety considerations. All our climbing treks are guided by trained guides who are registered with the Nepal Mountaineering Association (NMA). Each of our climbing guides are local lads who are intimately familiar with the mountains and routes they guide on. Join one of our Trekking Peak climbing treks to experience the pains and joys of climbing in the high Himalayas - a privilege that once was reserved only for the fabled 'expedition climbers.'



TREKKING PEAKS OF NEPAL GROUP 'B'

| Group "B" Trekking Peaks | | |
|-----------------------------------|-----------------|-----------------------------|
| Name of Peak | Height | Region/Area |
| <u>Hiuchuli</u> | 6,441m/21,126ft | Annapurna Himal, Pokhara |
| <u>Singu Chuli (Fluted Peak)</u> | 6,501m/21,323ft | Annapurna Himal, Pokhara |
| <u>Mardi Himal</u> | 5,587m/18,325ft | Annapurna Himal, Pokhara |
| <u>Tharpu Chuli (Tent Peak)</u> | 5,663m/18,575ft | Annapurna Himal, Pokhara |
| <u>Mera Peak</u> | 6,654m/21,825ft | Khumbu Himal, Everest Area |
| <u>Kusum Kangru</u> | 6,367m/20,883ft | Khumbu Himal, Everest Area |
| <u>Kwangde Ri</u> | 6,011m/19,716ft | Khumbu Himal, Everest Area |
| <u>Imja-tse (Island Peak)</u> | 6,160m/20,205ft | Khumbu Himal, Everest Area |
| <u>Khongm-tse (Mehra Peak)</u> | 5,849m/19,185ft | Khumbu Himal, Everest Area |
| <u>Lobuje East</u> | 6,119m/20,070ft | Khumbu Himal, Everest Area |
| <u>Pokhalde</u> | 5,806m/19,044ft | Khumbu Himal, Everest Area |
| <u>Pisang</u> | 6,091m/19,978ft | Manang Himal, Manang |
| <u>Chulu East</u> | 6,584m/21,596ft | Manang Himal, Manang |
| <u>Chulu West</u> | 6,419m/21,054ft | Manang Himal, Manang |
| <u>Paldor</u> | 5,896m/19,339ft | Ganesh Himal, Central Nepal |
| <u>Naya Kanga (Ganjala Chuli)</u> | 5,844m/19,168ft | Langtang National Park |
| <u>Ramdung Go</u> | 5,925m/19,434ft | Rolwaling Himal, East Nepal |
| <u>Pharchamo</u> | 6,187m/20,293ft | Rolwaling Himal, East Nepal |



Fee Structure for Group "B" Trekking Peaks

Royalty for 1-4 members: USD 350.00

Royalty for 5-8 members: USD 350.00 + USD 40.00 per person

Royalty for 9-12 members: USD 510.00 + USD 25.00 per person

Note : Maximum number of members in one team is 12.

Garbage Deposit for all 33 Trekking Peaks

A Garbage Deposit fee of USD 250.00 payable to NMA is required to obtain permits for all 33 NMA peaks. Refunds on the Garbage Deposit shall be as per NMA provisions.

Note:

Expeditions have to be accompanied by a Climbing Guide registered with NMA.

TREKKING PEAKS OF NEPAL GROUP 'A'

| Group "A" Trekking Peaks - Newly Opened Peaks | | |
|---|-----------------|---------------------------|
| Name of Peak | Height | Region/Area |
| Mt. Cholatse | 6440 m/21,123ft | Khumbu, Everest Area |
| Mt. Machermo | 6273 m/20,575ft | Mahalangur, Everest Area |
| Mt. Kyazo Ri | 6186 m/20,290ft | Mahalangur, Everest Area |
| Mt. Phari Lapcha | 6017 m/19,736ft | Mahalangur, Everest Area |
| Mt. Nirekha | 6159 m/20,201ft | Mahalangur, Everest Area |
| Mt. Langsisa Ri | 6427 m/21,080ft | Langtang National Park |
| Mt. Ombigaichen | 6340 m/20,795ft | Mahalangur, Everest Area |
| Mt. Bokta | 6143 m/20,149ft | Kanchenjunga, East Nepal |
| Mt. Chekigo | 6257 m/20,523ft | Gaurishankar, East Nepal |
| Mt. Lobuje West | 6145 m/20,156ft | Khumbu, Everest Area |
| Mt. Larkya Peak | 6010 m/19,713ft | Manaslu Himal, West Nepal |
| Mt. ABI | 6097 m/19,998ft | Mahalangur, Everest Area |
| Mt. Yubra Himal | 6035 m/19,795ft | Langtang National Park |
| Mt. Chhukung Ri | 5550 m/18,204ft | Khumbu, Everest Area |
| Mt. Yala Peak | 5732 m/18,800ft | Langtang National Park |



Fee Structure for Group "A" Trekking Peaks

Royalty for up to seven members: USD 500.00

Royalty for each additional member up to 12 persons: USD 100.00

Garbage Deposit for all 33 Trekking Peaks

A Garbage Deposit fee of USD 250.00 payable to NMA is required to obtain permits for all 33 NMA peaks. Refunds on the Garbage Deposit shall be as per NMA provisions.

Note:

Expeditions have to be accompanied by a Climbing Guide registered with NMA.

EXPEDITION EXTENSIONS

We have a range of short activities that are perfect as either a pre or post expedition extension. These 2-4 day extensions can be as relaxing as a Safari or as exciting as whitewater rafting. Whatever your penchant, our selection of trip extensions will give you a different perspective of Nepal and will show you another face of Nepal's many sides.

Whitewater Rafting

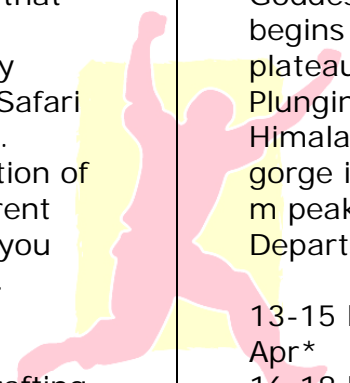
We have several short whitewater rafting trips. These are a great way to end your expedition to Nepal and are a great change of pace from climbing mountains and walking tracks.

The rivers of Nepal take you to the very heart of a magical land and is one of the most exciting ways of exploring Nepal's ancient cultures and unspoiled landscapes. Rising from the glaciers of the highest mountain range on earth and from the mysterious high plateau of Tibet the rivers plunge through narrow gorges and traverse their rugged foothills. Along its course the rivers passes through many life-zones traveling through alpine meadows, sub-tropical forests and the lush tropical jungles of lowland Nepal. Many of Nepal's rivers present some of the most exciting and challenging trips for rafters and kayakers alike.

Kali Gandaki - 3 days - Class III/IV - AUD\$140 per person

Goddess Kali's River: The Kali Gandaki begins its journey high on the Tibetan plateau in the Kingdom of Mustang. Plunging its way down through the Himalayas, the river carves the deepest gorge in the world between the two 8000 m peaks Dhaulagiri and Annapurna. Departs from Pokhara.

- 13-15 Feb* ---- 19-21 Mar* ---- 23-25 Apr*
- 16-18 Feb* ---- 22-24 Mar* ---- 26-28 Apr*
- 20-22 Feb* ---- 26-28 Mar* ---- 23-25 Feb*
- 29-31 Mar* ---- 03-05 May* ---- 27-29 Feb*
- 02-04 Apr* ---- 07-09 May** --- 28-30 May***
- 01-03 Mar* ---- 05-07 Apr* ---- 10-12 May** ---- 31-02 Jun***
- 05-07 Mar* ---- 09-11 Apr* ---- 14-16 May** ---- 04-06 Jun***
- 08-10 Mar* ---- 12-14 Apr* ---- 17-19 May** ---- 07-09 Jun***
- 12-14 Mar* ---- 16-18 Apr* ---- 21-23 May***
- 15-17 Mar* ---- 19-21 Apr* ---- 24-26 May***
- 16-18 Sept ----- 06-08 Oct ----- 28-30 Oct
- 18-20 Sept ----- 11-13 Oct ----- 31 Oct-02 Nov
- 21-23 Sept ----- 13-15 Oct ----- 02-04 Nov



NO ROADS EXPEDITIONS



23-25 Sept ----- 16-18 Oct ----- 05-07 Nov
 26-28 Sept ----- 18-20 Oct ----- 10-12 Nov ----- 20-22 Nov
 28-30 Sept ----- 21-23 Oct ----- 12-14 Nov ----- 22-24 Nov
 01-03 Oct ----- 23-25 Oct ----- 15-17 Nov ----- 25-27 Nov
 03-05 Oct ----- 26-28 Oct ----- 17-19 Nov ----- 27-29 Nov

* Medium Flow ** Spring High Flow *** Monsoon Very High Flow

Marsyangdi - 4 days - Class IV/V - AUD\$285 per person

The Raging River drains the northern slope of the Annapurna range. Recently opened for rafting, the Marsyangdi includes some of the most exciting class IV-V white water in Nepal. This trip demands 100% commitment from both crew and guide, and is not for the faint hearted! Departs from Kathmandu.

Marsyangdi river trip includes a day of orientation on the lower part of the river before trekking to the starting point upriver. This is one of the most exciting new rivers easily accessible from Kathmandu and Pokhara. Trip includes National Park (ACAP) entrance.

26-29 Feb ---- 01-04 Apr ---- 06-09 May
 04-07 Mar ---- 08-11 Apr ---- 13-16 May
 11-14 Mar ---- 15-18 Apr ---- 20-23 May
 18-21 Mar ---- 22-25 Apr ---- 27-30 May
 25-28 Mar ---- 29 Apr-02 May ----03-06 Jun
 23-26 Oct ---- 04-07 Nov ---- 16-19 Nov
 29 Oct-01 Nov --- 05-08 Nov ---- 22-25 Nov
 31 Oct -04 Nov (5 days) ---- 10-13 Nov
 06-09 Dec

Lower Bhoti Koshi - 2 Days - Class II/IV - AUD\$100 per person

The River From Tibet: Bhoti Koshi is the main branch of the Sun Koshi, a beautiful mountain river only a few hours from

Kathmandu. During the high water volumes we run overnight trips rafting and kayaking trips on the lower section of this river. With rapids from class III to IV. A thrilling rafting and kayaking trip. Departure from Kathmandu.

These trips are operated from our exclusive adventure camp situated on the banks of the Bhoti Koshi. Includes overnight stay with all meals and transport. All trips include trained guides and safety kayaks.

22-23 May ---- 02-03 Jun ---- 14-15 Jun
 25-26 May ---- 06-07 Jun
 29-30 May ---- 10-11 Jun

Upper Bhoti Koshi - 2 Days - Class IV/V - AUD\$115 per person

The River From Tibet: Bhoti Koshi is the main branch of the Sun Koshi, a beautiful mountain river only a few hours from Kathmandu. We run overnight trips of exciting rafting and kayaking when water levels allow. This is a technically challenging river with rapids from class IV to V. An exciting trip full of thrilling white water. Departure from Kathmandu.

These trips are operated from our exclusive adventure camp situated on the banks of the Bhoti Koshi. Includes overnight stay with all meals and transport. All trips include trained guides and safety kayaks.

15-16 Feb ---- 20-21 Mar ---- 11-12 Apr ---- 01-02 May
 19-20 Feb ---- 22-23 Mar ---- 13-14 Apr ---- 03-04 May
 23-24 Feb ---- 24-25 Mar ---- 15-16 Apr ---- 05-06 May
 27-28 Feb ---- 26-27 Mar ---- 17-18 Apr ---- 07-08 May
 03-04 Mar ---- 28-29 Mar ---- 19-20 Apr ---- 09-10 May
 07-08 Mar ---- 01-02 Apr ---- 21-22 Apr - --- 11-12 May



11-12 Mar ---- 03-04 Apr ---- 23-24 Apr -
 --- 13-14 May
 14-15 Mar ---- 05-06 Apr ---- 25-26 Apr -
 --- 15-16 May
 16-17 Mar ---- 07-08 Apr ---- 27-28 Apr -
 --- 17-18 May
 18-19 Mar ---- 09-10 Apr ---- 29-30 Apr -
 --- 19-20 May
 18-19 Oct ** --- 03-04 Nov * --- 20-21
 Nov --- 08-09 Dec
 20-21 Oct ** --- 06-07 Nov * --- 22-23
 Nov --- 11-12 Dec
 23-24 Oct ** --- 08-09 Nov * --- 24-25
 Nov --- 15-16 Dec
 25-26 Oct ** --- 10-11 Nov * --- 27-28
 Nov --- 18-19 Dec
 27-28 Oct ** --- 13-14 Nov * --- 29-30
 Nov --- 22-23 Dec
 30-31 Oct ** --- 15-16 Nov --- 01-03
 Dec < --- 25-26 Dec
 01-02 Nov ** -- 17-18 Nov --- 06-07 Dec
 ----- 31 Dec-01 Jan

** The rivers at these times will be in really high flows, expect them to be more challenging.

* Medium high flows.

< River Festival.

Kayak Training - 4 Days - Class III/V - AUD\$290 per person

BHOTE KOSHI KAYAKING SCHOOL.
 Managed by Equator Expeditions, the pioneer of Nepal 's first Kayak School, regularly conducts Beginner and Intermediate courses in the exciting sport of Kayaking. Based at Sukute Beach River Camp on the lower Bhote Koshi River which is well set-up with the finest kayaking and rafting equipment available. Highly experienced foreign and local instructors conduct this training programme. We can operate this training trip with a minimum of 3 participants on request.

Departs Kathmandu twice per week

Safaris

ROYAL CHITWAN NATIONAL PARK

TIGER TOPS

Jungle Lodge, Tented Camp & Tharu Safari Resort.

Tiger Tops offers the most luxurious and quality accommodation and services in the whole of Chitwan National Park. This is where the rich and famous who travel to Nepal visit. Located in a beautiful jungle setting well inside the park this pioneering operator maintains three distinct vacation facilities - Jungle Lodge, Tented Camp and Tharu Village Resort, all an experience on its own. Tour packages include all wildlife activities presented with style to ensure maximum guest satisfaction.

TIGER TOPS PACKAGE (3 days/2 nights):
 (One night Jungle Lodge and one night Tented Camp)

TOUR COST: Twin Share - AUD\$685 - Single AUD\$970 per person

Additional Night -

Jungle Lodge: Twin - AUD\$430 - Single AUD\$620 person/night.

Tented Camp: Twin - AUD\$285 - Single AUD\$385 person/night.

Tharu Resort: Twin - AUD\$315 - Single AUD\$430 person/night.

Transport Cost:

Private car: AUD\$285 per car - round-trip (seats 3 pax).

Air Fare + transfers : AUD\$430 per person round trip.

CHITWAN JUNGLE LODGE

Only the sounds of nature itself disturb the peace of the forest - bird song, the rustle of deer in the bushes, the trumpeting of the elephant The Chitwan Jungle Lodge lies in the north-eastern boundary of the park on the banks of the Rapti river. Situated in a forest setting in an area rich in the



diverse ecology of this park, this unique wildlife resort presents the perfect jungle experience. A 3-day/2-night, all inclusive, package provide ample opportunities for viewing the nature and wildlife of the area. This resort, with its blend of traditional style and modern amenities, offers the best value for those looking for a high quality experience.

CHITWAN JUNGLE LODGE PACKAGE (3 days/2 nights):

(Accommodation in Jungle Cabins with furniture, toilet/shower, all meals and all activities)

TOUR COST: Twin Share: AUD\$300 Per Person
Single Room: AUD\$400 Per Person

Additional Night

Twin Share: AUD\$150 Per Person Per Night
Single Room: AUD\$200 Per Person Per Night.

Transport Cost:

A/C Tourist Bus + transfers: AUD\$57 per person round trip

Non a/c Tourist Coach + Transfers: AUD\$42 per person round trip.

Private car: AUD\$215 per car - round-trip (seats 3 pax).

Air Fare + transfers : AUD\$110 per person one way

ISLAND JUNGLE RESORT - Lodge & Tented Camp

The original tented camp and the newly constructed jungle resort in an area highly acclaimed for animal sighting is the attraction of this resort. The area covered is an island in the River Narayani, home to the two types of crocodiles found in Nepal and hundreds of migratory birds. Elephant back safaris and boating on the Narayani is one of the highlights. For those who are looking for a rich wildlife experience and beauty of nature for a reasonable price this is just the thing.

ISLAND JUNGLE RESORT PACKAGE (3 days/2 nights):

(Accommodation in Jungle Cabins/Safari Tent with furniture, toilet/ shower, all meals and all activities)

Lodge (Jungle cabins with attached toilet/showers)

Twin Share: AUD\$215. Single: AUD\$290 per person

Additional Night: Twin AUD\$110. Single: AUD\$145 per person per night.

Tents (Safari tent with furniture - common toilets/showers)

Twin Share - AUD\$170 - Single AUD\$230 per person

Extra Night - Twin AUD\$85 - Single AUD\$115 per person per night.

Transport Cost:

Non a/c Tourist Bus + transfers: Included in above costs.

A/C Tourist Coach + transfers: AUD\$45 per person round trip.

Private car: AUD\$215 - round-trip (seats 3 pax).

Air Fare + transfers : AUD\$115 per person one way

ECONOMY SAFARI PACKAGES

Adventure Safari Resort & Royal Park Hotel. These two facilities situated near Sauraha just outside the National Park provide a more economic way to visit and explore Chitwan. Although outside the park they are recommended for their excellent location, away from the shanty tourist town that has come up at Sauraha. Accommodation is in comfortably appointed cabins each with attached toilet and showers. Staying at these lodges you enter and explore the park by elephant, nature walks, jeep drives and canoe to view its specialties. For those looking for an economic but rewarding experience we have the best choices for you.



ECONOMY SAFARI PACKAGES (3 days/2 nights):
(Accommodation in Cabins with furniture, all meals and all activities).

Twin Share: AUD\$170. Single: AUD\$260 per person
Additional Night: Twin: AUD\$85. Single: AUD\$130 per person per night.

Transport Cost:
Non a/c Tourist Coach + transfers:
Included in above costs.
A/C Tourist Bus + transfers: AUD\$45 per person round-trip.
Private car: AUD\$215 per car/round-trip (seats 3 pax).
Air Fare + transfers : AUD\$115 per person one way.

BUDGET SAFARI PACKAGES

Tiger Camp & Jungle World Resort. Both these facilities are situated on the banks of the Rapti River overlooking the park. Of the many choices at Saurah these two hotels provide the best quality services for very reasonable costs. They will make arrangements for elephant safaris and other activities as per packaged programme. Accommodation is in village cabins and meals are served at a well appointed restaurant. Those with only a small budget to spare Tiger Camp & Jungle World Resort provide best value for money.

BUDGET SAFARI PACKAGE: (4 days/3 nights):
(Accommodation in Cabins with furniture, all meals and all activities)

Twin Share: AUD\$140. Single: AUD\$200 per person
Additional Night: Twin: AUD\$70. Single: AUD\$100 per person per night.

Transport Cost:
Tourist Bus + transfers: AUD\$30 per person round-trip.

Private car: AUD\$215 per car - round-trip (seats 3 pax).
Air Fare + transfers : AUD\$115 per person one way.

ROYAL BARDIA NATIONAL PARK

TIGER TOPS Bardia Lodge & Tented Camp

Royal Bardia national Park situated in western Terai of Nepal is one of largest undisturbed parks in the region. The park is the home of many endangered animals, reptiles and birds - including the elusive Tiger. Some years ago several one horned rhinos were translocated here from Chitwan. Over the years Bardia has also been a good place for tiger viewing - a rare event anywhere. Recently sightings of a group of wild elephants have further enhanced the wildlife experience possible in this beautiful and unspoiled sanctuary. The Bardia Lodge and Tented Camp provides comfortable accommodation and outings in this unique park set on the banks of the Karnali River. A stay in this park can be combined with a raft trip down the Karnali and Bheri rivers or with a trek to Dolpo, Rara Lake or Humla in far western Nepal.

TIGER TOPS BARDIA PACKAGE (3 days/2 nights)
(One night Lodge and one night Tented Camp)

Twin Share: AUD\$545 per person. Single: AUD\$780 per person

Additional Night:
Lodge: Twin Share AUD\$280. Single: AUD\$400 per person/night.
Tented Camp: Twin Share: AUD\$280. Single: AUD\$400 per person/night.

Transport:
Air Fare + transfers: AUD\$170 per person/one way.



Private Car: AUD\$430 per car/round trip (seats 3 pax).

Public Bus + transfers: AUD\$60 per person/round-trip.

FOREST HIDEAWAY PACKAGE (4 days/3 nights):

(Accommodation in Jungle Cabins with furniture, all meals and activities)

Twin Share: AUD\$315 per person.

Single Room: AUD\$430 per person

Additional Night

Twin Share: AUD\$100 per person per night.

Single Room: AUD\$145 per person per night

Transport:

Air Fare + transfers: AUD\$170 per person/one way.

Private Car: AUD\$430 per car round trip (seats 3 pax).

Public Bus + transfers: AUD\$60 per person/round-trip

EXPEDITION GRADE (EXPEDITION DIFFICULTY)

GRADE 1 - EASY

Very little walking involved and when there is, it is usually for a short distance.

GRADE 2 - MODERATE

Moderate trekking 900m/3,000ft. and 2,000m/10,000ft. but possibly involving side trips to higher elevations.

GRADE 3 - DIFFICULT

Reasonably demanding trekking at altitudes up to 4,000m/13,000ft. Some expeditions included here will, in part, be well away from villages on ill-defined mountain trails.

GRADE 4 - STRENUOUS

Expeditions of a demanding nature, requiring all participants to be fit and in excellent health, often in remote alpine areas and sometimes reaching altitudes in excess of 5000m/18,000ft.

ALPINE

Extremely demanding treks, sometimes in very remote areas on rough terrain and perhaps including (in Nepal) one or more of the so called 'trekking peaks' - maximum altitude, Mt. Mera, at 6,461m/21,192ft. Participants should have at least a basic knowledge of use of crampons and ice axes, though first time climbers may be accepted on some of the so called 'easy' routes on these peaks. Medical certificates are required prior to acceptance on any climbing treks.

BOOKINGS

If you would like to discuss this or any other matter with us please feel free to call us on **(03) 9598 8581** or email us at info@noroads.com.au

NO ROADS
EXPEDITIONS

